



# Northamptonshire Safety matters

Working together to keep you safe  
**Safety ~ Prevention ~ Protection**



Bonfire and Halloween edition 2018

## Don't let fire be the fright this Halloween night!

We want people to have plenty of fun this Halloween, but staying safe when trick or treating, dressing up and using lit decorations is vital. Here are some of our dos and don'ts.



### Please do...

- Keep clear of all flames such as candles and lit pumpkins, which could cause costumes to catch fire or cause burns.
- Be careful how you dress on Halloween. Homemade costumes and some costumes bought in shops or from the internet can be flammable.
- Plan your trick or treat route beforehand. Only go to houses where you or your friends know the residents. Always go in groups.
- Be cautious about eating what people give you when out trick or treating. Check with an adult when you get home.
- Be visible – stay in areas that are well lit with street-lights. Take a torch just in case.
- Leave the eggs and flour at home. Don't cause damage to property.
- Keep decorations away from all naked flames.



### Please don't...

- Wear masks that restrict your vision. You need to be able to see when crossing roads.
- Enter any house when trick or treating, stay on the doorstep.
- Go trick or treating without an adult. Never go alone.
- Knock on doors where you see a 'No trick or treat' sign.
- Use your costumes to genuinely frighten people – particularly those who may be elderly or vulnerable.
- Leave children alone with candles.
- Use real candles in lanterns and pumpkins, use battery operated lights.
- Make lanterns from plastic bottles/containers. This would be dangerous and could result in burns and cause a fire.



Some homes may display a 'no trick or treat' sign like this one. Please be respectful of those that do not want to have callers on Halloween. If you are going trick or treating, it is always best to go in a group, with an adult and only to houses where you know the residents.



# NO trick or treat callers please

In an emergency call **999**  
For non-emergencies call **101**  
Visit **[www.northants.police.uk](http://www.northants.police.uk)**  
 Follow us on Twitter @northantspolice  
 Join us on Facebook.com/northantspolice



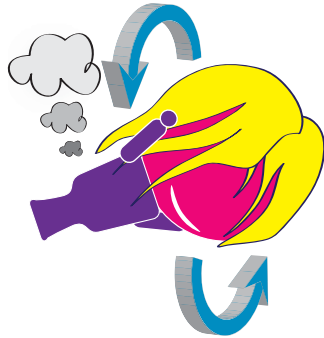
# Stop, drop and roll

If the worst does happen and the clothing of either you or a friend catches fire, remember the phrase 'STOP, DROP and ROLL'.

**STOP** where you are. Don't run, it'll only make the fire worse. Protect your face.



**DROP** to the ground and lie down flat



**ROLL** over and over on the ground, with your arms above your head, until the flames are out.

Remember to practise **STOP-DROP-ROLL** so you don't panic if your clothes ever catch fire

**Give children a firework night to remember...**

**...not one they will want to forget.**

- Sparklers burn furiously and are not suitable for children under the age of five
- Don't drink alcohol if setting off fireworks
- Always supervise children around fireworks
- Never throw fireworks or put them in your pocket
- Only buy fireworks which are CE marked
- Keep a bucket of water handy
- Make sure everyone stands clear of fireworks
- Never return to a lit firework
- Fireworks cannot be purchased by under 18s
- Light fireworks at arm's length, using a safety firework lighter or fuse wick
- Always read and follow fireworks instructions

# Don't let safety go up in smoke this Bonfire Night!

November 5 may be celebrated with fireworks, but bonfires also feature heavily in celebrations. Northamptonshire Fire and Rescue Service has put together some safety advice to help guide those planning to light their own bonfire.

## Bonfire safety tips:

- Position a bonfire away from sheds, fences and trees.
- Before lighting a bonfire, check the structure is sound and does not have small children or animals hiding inside it.
- Never use petrol or paraffin to light a fire. A safer way to light it is to use paper and solid firelighters in two or three places to ensure an even burn.
- Never burn dangerous rubbish such as foam-filled furniture, rubber, aerosols, tins of paint, pressurised gas cylinders, tyres and bottles.
- Materials producing light ash which could blow about, such as corrugated cardboard, are unsuitable for burning.
- Have one person responsible for lighting the fire. That person, and any helpers, should wear suitable clothing such as a substantial outer garment made of wool or other low flammable material and strong boots or shoes.
- Remember to 'stop, drop and roll' if clothing catches fire. Have a fire blanket ready in the bonfire area.



To find out more about firework legislation, please see [www.gov.uk/fireworks-the-law](http://www.gov.uk/fireworks-the-law)

Everyone at Northamptonshire Police and Northamptonshire Fire and Rescue Service wishes you a happy Halloween and Bonfire Night. Stay safe!



 /northantsfire  
 @northantsfire  
[www.northantsfire.org.uk](http://www.northantsfire.org.uk)



 /northantspolice  
 @northantspolice  
[www.northants.police.uk](http://www.northants.police.uk)



 @mycountycouncil  
 @NorthantsEPTeam

[www3.northamptonshire.gov.uk](http://www3.northamptonshire.gov.uk)

**Safety**

**Prevention**

**Protection**