



YEAR 11 FINE ART Visual Elements of Art (AO3) – Knowledge Organiser – All terms



Texture refers to the way something feels
Mark making is what we do with art tools and materials to make something look the way it feels.

A **pattern** is a shape, design or motif that repeats itself. There are different types of pattern.

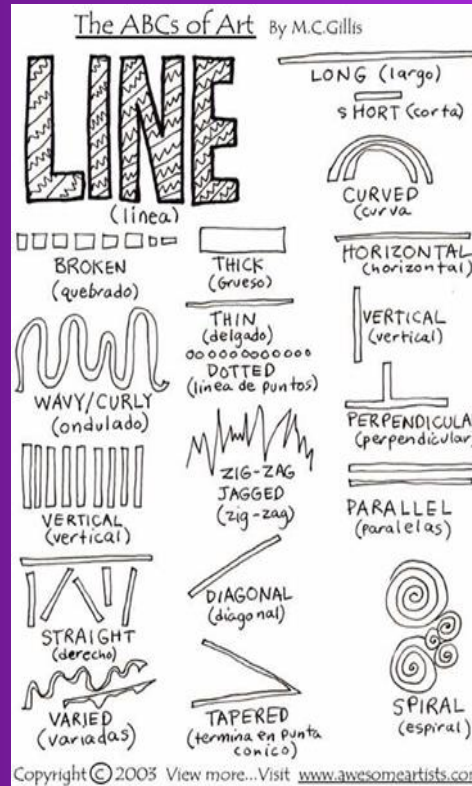
REGULAR PATTERNS: Shapes are the same size and repeated in the same place.	
IRREGULAR PATTERNS: The shapes still repeat but can be different sizes or in different places	
SYMMETRICAL PATTERN: If you put a mirror on a shape or pattern it looks exactly the same on both sides	
TESSALLATING PATTERN: A pattern made of identical shapes: The shapes must fit together without any gaps	



Layout and composition means where and how you decide to draw your image on your page or how you arrange items prior to taking a photograph.

2Dimensional and 3Dimensional shapes


3D shapes are solid objects that have three dimensions. These dimensions are length, width and height. While **2D shapes** are flat, 3D shapes/objects that have depth to them. A football is a 3D shape, also known as a sphere, while a circle on a piece of paper is a 2D shape.



Lines can take many forms. Lines form the outline of your drawing but can also be used to create different effects. Contour lines can be used to create form and continuous line can be used to add detail in an interesting way. Different art materials create different qualities of line. For example, thick, thin or rough.



Shading is a technique used in art to represent light and shade by varying the colour. This helps to create the illusion of depth and shape in an otherwise flat image.



Light and dark areas depend on where the light is hitting the object. The yellow spot indicates where the light is coming from.