


Key Vocabulary & Terms

Year 9 Art Term 1 Visual Elements Knowledge Organiser

LINE

This is the path left by a moving point. For example, wavy, straight, parallel etc.

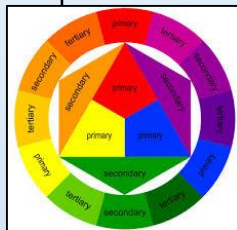
Descriptive words- flowing, curved, vertical, patterned, short, freehand, vertical, horizontal, delicate, simple, bold, thick, thin, broken, controlled, blurred, diagonal.



COLOUR

This is what we see when light bounces off objects. For example: red, yellow and blue.

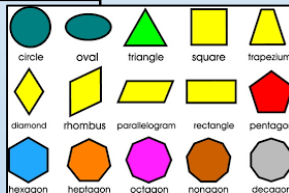
Descriptive words- bold, vibrant, subtle, pale, earthy, complementary, naturalistic, brash, strong, dramatic, calm, tranquil, cool, warm, dull exciting, contrasting, muted, harmonious.



SHAPE

This is an area enclosed by a line. It could be just an outline or it could be shaded in. For example circle, square etc...

Descriptive words- angular, bent, bulbous, convex, curved, circular, horizontal, monumental, oblique, oval, skewed, twisted, warped.



FORM

This refers to a three dimensional shape, such as a cube, sphere or cone.

Descriptive words- organic, long, elongated, geometric, angular, closed, open, distorted, flat, heavy, large, small, intimate, abstract, simple, sharp



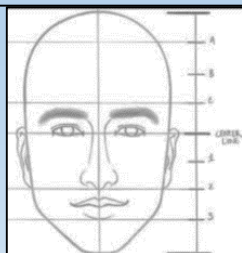
SCALE

Scale refers to the size of an object (a whole) in relation to another object (another whole), such as how a person relates to a house.



PROPORTION

Proportion refers to how one part of an object relates to whole object in size, such as the size of an arm in relation to the rest of the body.



TONE

This refers to how light or dark something is.

Descriptive words- Light, dark, medium, varied, dramatic, subtle, strong, graduated, gradient, muted, contrasting, constant, smooth, plain, flat.



PATTERN

This is a design that is created by repeating lines, shapes, tones or colours.


Descriptive words- geometric, repeating, symmetrical, asymmetric, complex, linear, delicate, regular, ornate, tessellated.



TEXTURE

This is the way something feels or looks like it feels.

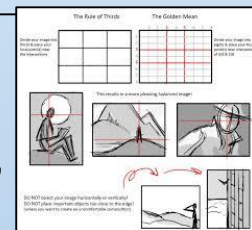
Descriptive words- Rough, fine, smooth, uneven, bumpy, coarse, glossy, flat, furry, prickly, jagged, matte, polished, soft, reflective.



COMPOSITION

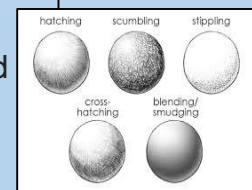
Composition is the arrangement of elements within a work of art. Such as the objects or colours.

Descriptive words- cluttered, flat, foreground, overlapping, chaotic, spacious, background, flowing, fragmented, rigid, empty, centred, balanced, symmetrical, asymmetrical and middle ground



BLENDING - mixing two tones or colours.

SHADING - Adding tone to a drawing. Good shading is completed neatly and evenly in one direction. You can increase pressure to create darker tones or layer up pencil to create darker areas. Use highlights to create areas of light.



TOP TIP ACCURACY

To Improve your accuracy by taking your time to look at what you are drawing, think about the basic shapes and then add detail. Sketch lightly with pencil to start with then build up tone with your materials.