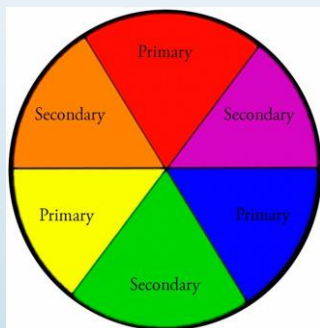


# YEAR 11 FINE ART COLOUR THEORY AND ACRYLIC PAINTING – Knowledge Organiser All terms

## COLOUR WHEEL



## PRIMARY AND SECONDARY COLOURS

- Primary colours are the 'starting' colours. They can not be mixed by other colours. These are **red**, **blue** and **yellow**.
- Secondary colours are made by mixing an equal amount of 2 primary colours together. These are **orange**, **purple** and **green**.
- On the colour wheel, a secondary colour is sandwiched in-between the two primary colours that make it.



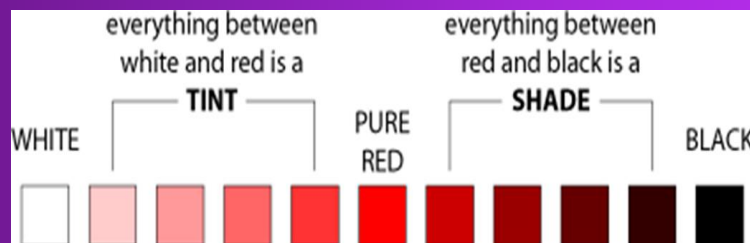
## WARM AND COOL COLOURS

Warm colours — such as **red**, **yellow**, and **orange** evoke warmth because they remind us of things like the sun or fire.

Cool colours — such as **blue**, **green**, and **purple** evoke a cool feeling because they remind us of things like water or grass.

Warm and cool colours are split in half on the colour wheel.

**Tertiary Colours** are made by mixing an uneven amount of primary colours. For example, a yellow-orange would be made with a bigger ratio of yellow than red.



## TINTS AND SHADES

Every colour can have what is called a tint and shade. A tint of a colour is a lighter version of that colour, and a shade is a darker version. These can be used to show where the shadows and highlights are in an image.


A tint is created by adding **white** to the colour.

A shade is created by adding **black** to the colour.



## ACRYLIC PAINTING TIPS

- Have all your colours pre mixed
- Don't overload your paintbrush
- Add a small amount of water to your brush to help the paint spread
- Don't add too much water- this will dilute your colour
- Hold you brush at the bottom for maximum control
- Change the position of your hand and your work rather than twisting your hand
- Build up colour from light to dark
- Wash brush in-between using different colours
- Use a paper towel to take paint/water off the brush when blending



Different types of brushes make different types of marks. Choose an appropriate brush depending on the effect you want and the size of the area you are painting.

Red	Yellow	Blue
Green	Purple	Orange

