

# YR 7 TERM 2B KNOWLEDGE ORGANISER – MARK MAKING COMPOSITION

## Key Literary Vocabulary:

### Media/Medium

The materials and tools used by an artist to create a piece of art.

### Technique

The skill in which an artist uses tools and materials to create a piece of art.

### Abstract

A piece of art which is not realistic. It uses shapes colours and textures.

### Style

The technique an artist uses to expressive their individual character of there work.

### Composition

The arrangement and layout of artwork/objects.

### Highlight

The bright or reflective area within a drawing/painting where direct light meets the surface of the object or person.

### Shadow, shade, shading

The tonal and darker areas within a drawing/painting where there is less light on the object or person.

### Texture


The feel, appearance or the tactile quality of the work of art

### Mark making

Mark making is used to create texture within a piece of art by drawing lines and patterns.

### Collage

A piece of art made by using a variety of materials such as paper/newspaper/photographs which are cut out, rearranged and glued on a surface.



## What Is Mark Making?

Mark making is a term used to describe the different lines, patterns, and textures we create in a piece of art. It applies to any art material on any surface, not only paint on canvas or pencil on paper. A dot made with a pencil, a line created with a pen, a swirl painted with a brush, these are all types of mark making.

Mark making can be loose and gestural, or structured and controlled such as **hatching**. Most artists work with a variety of marks in every painting, but there are some styles, such as **Pointillism**, where just one type of mark is used.

It is easy to think of a mark as a building block for whatever you choose to create:

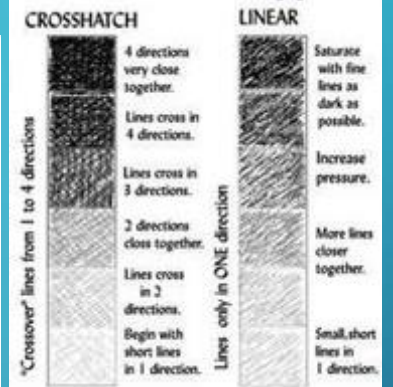
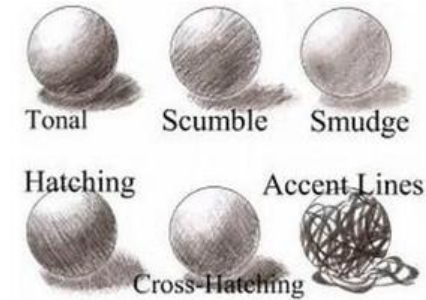
A single mark creates a *dot*.

An extended mark becomes a *line*.

A cluster of marks become a *shape*.

A series of repetitive marks become a *pattern*.

## Drawing and Shading Techniques:



## Line and linear drawing

